



**John  
BOOS**  
Since 1887

ITEM #: \_\_\_\_\_ QTY: \_\_\_\_\_  
 MODEL #: \_\_\_\_\_  
 PROJECT NAME: \_\_\_\_\_

3601 S. Banker St. Effingham, IL 62401 • P.O. BOX 609 • Ph: (888) 431-2667 • Fax: (800) 433-2667

## **"160-1" STAINLESS STEEL ENCLOSED WORK TABLES**

### **OPEN BASE STYLE**



#### **FEATURES:**

- 16 GAUGE STAINLESS STEEL FLAT TOP
- OPEN BASE STYLE
- TYPE 300 STAINLESS STEEL WITH # 4 POLISH, SATIN FINISH
- TOP IS SOUND DEADENED
- REINFORCED WITH 1"X2" CHANNEL RUNNING ENTIRE LENGTH OF TABLE
- 1-1/2" STALLION EDGE ON FRONT AND REAR WITH SIDE EDGES 90 DEGREE BEND DOWN FOR TABLE LINE-UP
- STAINLESS STEEL BASE AND UNDERSHELF
- UNDERSHELF IS SECURED IN A FIXED POSITION, 14-7/8" ABOVE FLOOR
- SHIPPED STANDARD WELDED SET-UP
- NSF AND DEPT. OF AGRICULTURE APPROVED



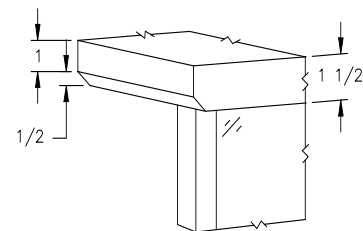
STALLION EDGE

#### **CONSTRUCTION:**

- TOP: STAINLESS STEEL TOPS ARE TIG WELDED, EXPOSED WELDS ARE POLISHED TO MATCH ADJACENT SURFACE.

#### **MATERIAL:**

- TOP: 16 GAUGE STAINLESS STEEL TYPE 300 STAINLESS STEEL WITH #4 POLISH, SATIN FINISH
- SHELF: 18 GAUGE TYPE 300 STAINLESS STEEL, #4 POLISH WITH SATIN FINISH
- LEGS: 1-1/2" SQUARE O.D., 16 GAUGE TUBULAR STAINLESS STEEL
- PANELS: 22 GAUGE TYPE 300 STAINLESS STEEL, #4 POLISH WITH SATIN FINISH
- FEET: 1" ADJUSTABLE STAINLESS STEEL BULLET FEET



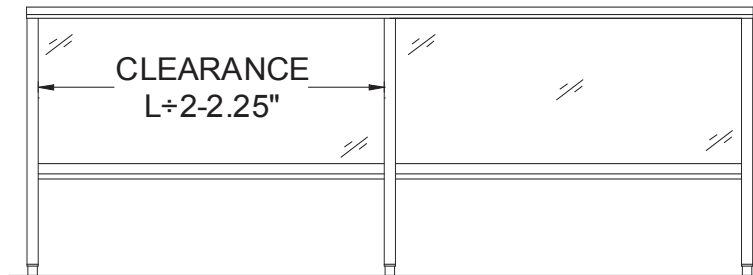
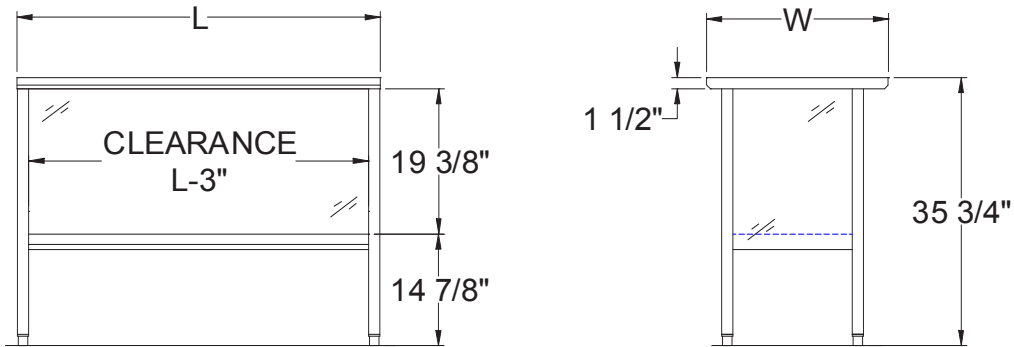
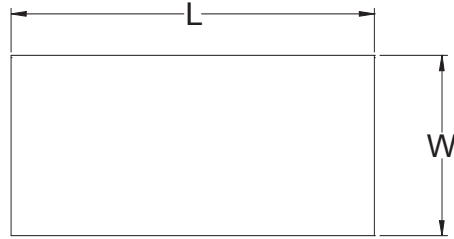
#### **16 GAUGE TOP**

| 24" WIDE | QTY | 30" WIDE | QTY |
|----------|-----|----------|-----|
| 160-01   |     | 160-06   |     |
| 160-02   |     | 160-07   |     |
| 160-03   |     | 160-08   |     |
| 160-03A  |     | 160-08A  |     |
| 160-04   |     | 160-09   |     |
| 160-04A  |     | 160-09A  |     |
| 160-05   |     | 160-10   |     |

#### **OPTIONAL ACCESSORIES**

| DESCRIPTION          | MODEL # | QTY |
|----------------------|---------|-----|
| CASTERS              |         |     |
| OVERSHELVES          |         |     |
| POT RACK             |         |     |
| SINKS                |         |     |
| INTERMEDIATE SHELVES |         |     |
| S/S BUN PAN RACK     |         |     |

## DETAILED SPECIFICATIONS



- UNITS 7 FT. AND LARGER ARE FURNISHED WITH SIX LEGS.
- FINISHED SIZE OF UNDERSHELF.  
SHELF LENGTH = LENGTH MINUS 4.875"  
SHELF WIDTH = WIDTH MINUS 4.25"

### 16 GAUGE TOP

| LENGTH | 24" WIDE | WT. (LBS) | 30" WIDE | WT. (LBS) |
|--------|----------|-----------|----------|-----------|
| 48"    | 160-01   | 96        | 160-06   | 110       |
| 60"    | 160-02   | 113       | 160-07   | 128       |
| 72"    | 160-03   | 134       | 160-08   | 154       |
| 84"    | 160-03A  | 220       | 160-08A  | 247       |
| 96"    | 160-04   | 157       | 160-09   | 194       |
| 108"   | 160-04A  | 273       | 160-09A  | 300       |
| 120"   | 160-05   | 199       | 160-10   | 228       |

SOME UNITS SHIP UNASSEMBLED FOR REDUCED SHIPPING COST. ALL DIMENSIONS ARE TYPICAL. TOLERANCE +/- .500"  
John Boos & Co. is constantly engaged in a program of improving products and therefore reserves the right to change specifications without prior notice.



3601 S. Banker St. • Effingham, IL 62401 • PO BOX 609 • quotes@johnboos.com



[www.johnboos.com](http://www.johnboos.com)