

Job: _____

Item: _____

Quantity: _____

Universal Stepped Angle Rack

Extremely versatile, this multipurpose rack is designed to transport a WIDE variety of pans and trays in a WIDE variety of sizes. Extra-wide step angles are welded to the heavy-duty frame giving you the freedom to mix-and-match pans and trays of various sizes on one rack (*Listed on back.*).


- Specially designed to hold trays by the bottom ensuring equal load distribution for easy, “worry free” handling.
- Heavy duty aluminum tube, channel, and angle slides maximize strength and durability.
- Equipped with four 5” heavy-duty, platform-type casters, these all-welded aluminum carts are built to be pushed around.
- Non-marking wheels protect floors and minimize noise.
- Each unit is all-welded construction with all seams fully welded and sealed providing a smooth, easy to clean surface.
 - No cracks or crevices to trap dirt!
- Guaranteed to last
 - Lifetime Guarantee against rust and corrosion.
 - Five-Year Guarantee against material defects and workmanship.



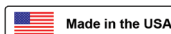
#1637



#1642



This information is for general sales and engineering use only. New Age Industrial reserves the right to modify or make changes at any time without notice to materials and specifications.



Distributed by:

Job: _____

Item: _____

Quantity: _____

Universal Stepped Angle Rack

MATERIAL:

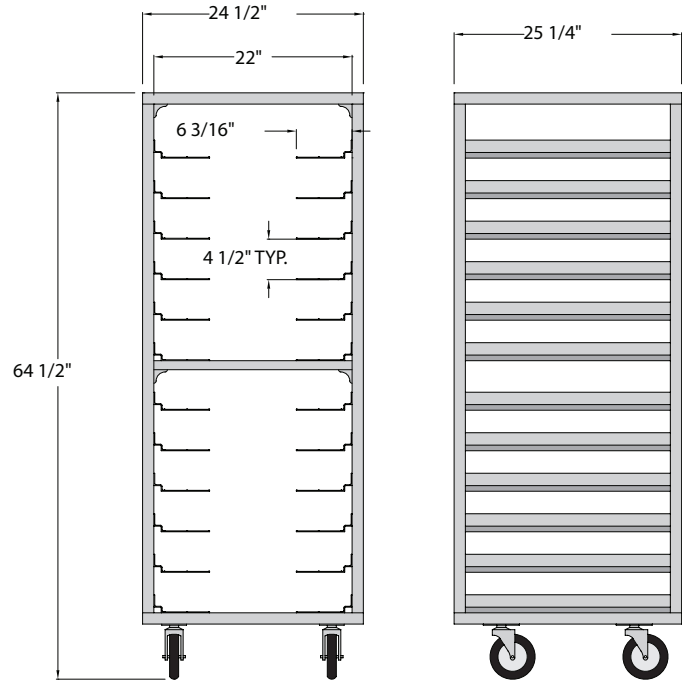
Framework consists of 1 1/4" x 1 1/2" x .070" wall tubing. Angle runners are a stepped type, 2" x 6 3/16" x .100" thick.

CASTERS:

These racks come equipped with four 5" platform type swivel casters for easy maneuverability.

GUARANTEE:

These racks carry a Lifetime-Guarantee against rust and corrosion and also a Five-Year Guarantee against material defects and workmanship.



#1635

Model No.	Size W-H-D	Pan Slides	Runner Spacing	Ship Wt.
UNIVERSAL STEPPED ANGLE RACKS				
1640	24 1/2" x 70 5/8" x 26"	13 pair	4 1/2"	90#
1642	24 1/2" x 71 1/8" x 26"	20 pair	3"	120#
UNIVERSAL ROLL-IN STEPPED ANGLE RACKS				
1635	24 1/2" x 64 1/2" x 25 1/4"	12 pair	4 1/2"	90#
1637	24 1/2" x 64 1/2" x 25 1/4"	18 pair	3"	121#

All Welded Unit • Angle Runners Are NOT ADJUSTABLE

Four 5" platform type swivel casters (#C450).

OPTIONS:

- Corner Bumers (4)** - Add "B" suffix to model #.
- Caster Locks (2)** - Add "CL" suffix to model #.
- Vertical Bumpers (4)** - Add "VB" suffix to model #.
- Pan Stop** - Add "PS" suffix to model #.
- Perimeter Bumper** - Add "PB" suffix to model #.
- Solid Base** - Add "E" suffix to model #.

PAN SIZES:

- 10" x 20" Roast & Bake Pans • 20" x 22" Roast & Bake Pans • 18" x 26" Roasting Pans • 18" x 26" Bun Pans • 18" x 13" Bun Pans • 12" x 20" Steam Table Pans • 20 3/4" x 25 1/2" European Std. Gastro-Norm Pans • 15" x 20" Service Tray • 14" x 18" Service Tray • 20" x 20" Cup & Glass Racks

Distributed by:

This information is for general sales and engineering use only. New Age Industrial reserves the right to modify or make changes at any time without notice to materials and specifications.

