



# GAS TWO COMPARTMENT CONVECTION STEAMER ON CABINET BASE

Job \_\_\_\_\_

Item# \_\_\_\_\_



Model SX-34GC

Model	Compartments	Capacity
SX-34GC	2	1-7 Pans
SX-55GC	2	1-10 Pans

### SPECIFICATIONS:

Shall be a Crown model \_\_\_\_\_, with individual steam generator for each cavity. AGA/CGA Certified and NSF Approved. Model SX-34GC shall have 3 pan capacity on top and 4 pan capacity on bottom. Model SX-55GC shall have 5 pan capacity on top and bottom. The steamer shall be constructed of a satin finish stainless steel #304. The cooking chamber is a one piece all welded, #316 stainless steel with coved corners. The heavy duty door shall have an inner liner of stainless steel with a full perimeter gasket seal, an outer liner of one piece all welded stainless steel, and a positive lock and seal mechanism with spring release. Each compartment shall be provided with removable stainless steel pan supports. A stainless steel drip trough shall be integrally connected to drain to collect condensate when the doors are opened.

The control housing shall be constructed of stainless steel with a full access removable panel. Each compartment shall have individual controls which include an illuminated three way power switch (ON/OFF/Delime), a pilot ready light, a pilot cooking light, an ignition light, a 60-minute electric timer which sounds an audible signal at the end of the cooking cycle, solid state generator controls and electronic ignition for each generator. Steam flow to the cooking chamber shall be cut off when the door is opened and reactivated when the door is closed.

### STANDARD FEATURES:

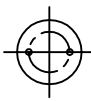
- Automatic generator blow down
- Delime mode power setting
- Delimiting port for the generators which is located on the right side panel.
- Split water connections for simple hook up for a treated water system.
- Mounted on stainless steel cabinet base  
SX-34GC cabinet is 23" high  
SX-55GC cabinet is 18" high
- Two gas fired, stainless steel generators operating at 0 psi (0 kPa) and rated at 45,000 BTU each.

### OPTIONS AND ACCESSORIES:

- 220 VAC, 1 Phase, 50 Hz.
- 220 VAC, 1 Phase, 60 Hz.
- 120 Minute Timer
- Correctional package

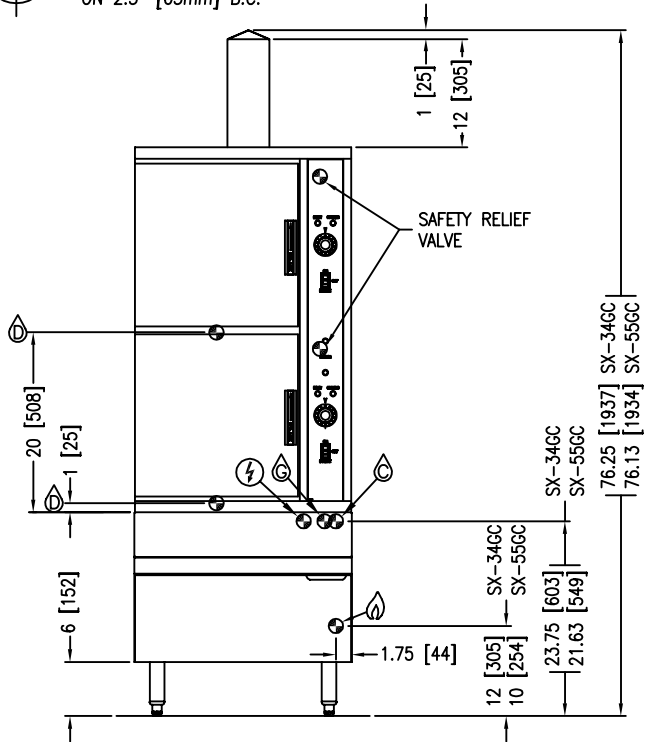


Models:  SX-34GC  SX-55GC

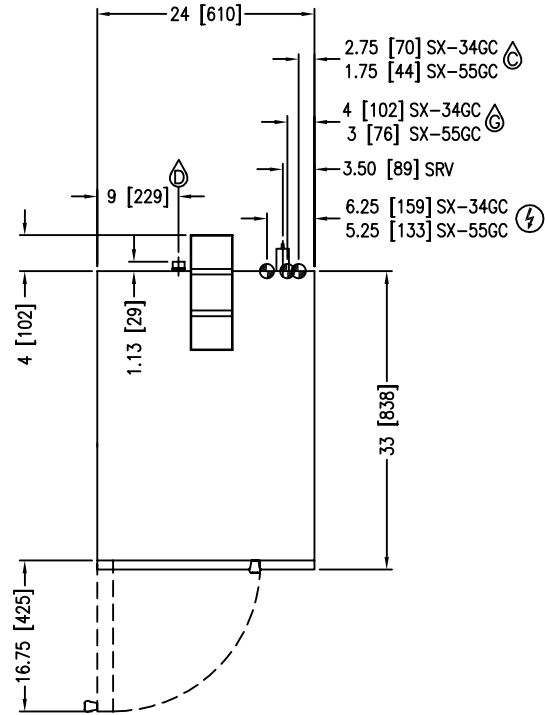


**REAR FLANGED FOOT DETAIL**

2 EQUALLY SPACED  
 $\varnothing 7/16"$  [11mm] HOLES  
 ON 2.5" [63mm] B.C.



INSTALLED CLEARANCE		
LEFT SIDE	RIGHT SIDE	REAR
3	8	6



**UTILITY CONNECTIONS**

- ⚡ – ELECTRICAL CONNECTION: 1 1/8" hole for electrical connection. Rating to be as specified on data plate.
- Ⓓ – DRAIN: 1" IPS piped to open floor drain. No Solid Connection. 24" length before open air gap opening (no bends or elbows)
- Ⓔ – GAS CONNECTION: 3/4" IPS supply line required. A gas shut-off valve must be installed in supply piping convenient and adjacent to appliance.
- Ⓔ – GENERATOR WATER: 3/8" O.D. tubing at 25-50 PSI (170-345 kPa)
- Ⓒ – CONDENSATE COLD WATER: 3/8" O.D. tubing at 25-50 PSI (170-345 kPa)

**WATER QUALITY STATEMENT**

Water quality is the major factor affecting the performance of your appliance. If you are unsure of water quality, consult a local water treatment specialist and have the water analyzed. Your water supply must be within these general guidelines:

- Total dissolved solids .....Less than 60 PPM
- Total alkalinity .....Less than 20 PPM
- Silica.....Less than 13 PPM
- Chlorine .....Less than 1.5 PPM
- pH Factor .....7.0 - 8.5

Water which fails to meet these standards should be treated by installation of water conditioner.

**FAILURE OR MALFUNCTION OF THIS APPLIANCE DUE TO POOR WATER QUALITY IS NOT COVERED UNDER WARRANTY. CONTACT CROWN FOR WATER QUALITY SOLUTIONS.**

**INTENDED FOR COMMERCIAL USE ONLY.  
 NOT FOR HOUSEHOLD USE.**



70 Oakdale Road, Toronto ON, Canada M3N 1V9  
 (919) 762-1000 www.crownsteamgroup.com