



TRUE FOOD SERVICE EQUIPMENT, INC.

2001 East Terra Lane • O'Fallon, Missouri 63366-4434 • (636)240-2400
 Fax (636)272-2408 • Toll Free (800)325-6152 • Intl Fax# (001)636-272-7546
 Parts Dept. (800)424-TRUE • Parts Dept. Fax# (636)272-9471 • www.truemfg.com

PROJECT NAME		LOCATION
ITEM #	QTY	AIA #
MODEL #	SIS #	

Models TDM-DC-48-GE/GE-B-W TDM-DC-48-GE/GE-W-W TDM-DC-48-GE/GE-S-W TDM-DC-48-GE/GE-S-S

True Display Merchandiser Curved Glass, Glass End Dry Case



TDM-DC-48-GE/GE-B-W



TDM-DC-48-GE/GE-W-W

FEATURES

- ▶ True's "dry" display case combines efficient, high volume merchandising with an elegant curved glass front for sophisticated presentation of high end desserts and pastries.
- ▶ Cabinet is NSF-2 certified to hold open food product.
- ▶ Two (2) rear sliding glass doors for back access.
- ▶ Exterior - powder coated FDA black rounded front and back, black aluminum aesthetic side and front panels. Color options available at no charge - white or stainless. Curved glass front and side glass panels.
- ▶ Interior - powder coated FDA white over CRS material. Color options available (upcharge applies) - black or stainless.
- ▶ Three (3) tiered levels of adjustable wire cantilever shelves that match cabinet interior color. Chrome plated wire shelves standard on stainless units.
- ▶ Front glass swings Up for easy cleaning access.
- ▶ LED interior lighting provides more even lighting throughout the cabinet. Safety shielded.

OPTIONS

Exterior Color	Black, White, or Stainless Steel
Interior Color	Black, White, or Stainless Steel
End Type	Glass or Mirrored Ends
Shelving	White, Black, Chrome, or Mezzanine

ROUGH-IN DATA

Specifications subject to change without notice.
 Chart dimensions rounded up to the nearest 1/8" (millimeters rounded up to next whole number).

Model	Doors	Shelves	Cabinet Dimensions (inches) (mm)			Voltage	Amps	NEMA Config.	Cord Length (total ft.) (total m)	Crated Weight White/Black Model (lbs.) (kg)	Crated Weight Stainless Model (lbs.) (kg)
			W	D	H						
TDM-DC-48-GE/GE-B-W	2	3	48 1/4 1226	39 991	49 1/8 1248	115/60/1	7.0 N/A	5-15P	8 2.44	580 263	TBD TBD

Δ Represents Exterior/Interior (B-black, W-White, S-Stainless)



APPROVALS:

AVAILABLE AT:

Models:	
TDM-DC-48-GE/GE-B-W	TDM-DC-48-GE/GE-W-W
TDM-DC-48-GE/GE-S-W	TDM-DC-48-GE/GE-S-S

True Display Merchandiser: Curved Glass, Glass End Dry Case



STANDARD FEATURES

DESIGN

- True's "dry" display case combines efficient, high volume merchandising with an elegant curved glass front for sophisticated presentation of high end desserts and pastries.
- Designed to provide an attractive companion to our TDM-R "refrigerated" display merchandiser.

CABINET CONSTRUCTION

- Exterior - powder coated FDA black rounded front and back, black aluminum aesthetic side and front panels. Color options available at no charge - white or stainless.
- Curved glass front and side glass panels.
- Interior - powder coated FDA white over CRS material. Color options available (upcharge applies) - black or stainless.
- Insulation - entire cabinet structure is foamed-in-place using a high density, polyurethane insulation that has zero ozone depletion potential (ODP) and zero global warming potential (GWP).
- Welded, heavy duty steel frame rail, black powder coated for corrosion protection.
- Frame rail fitted with leg levelers.

CURVED FRONT DISPLAY GLASS

- Curved glass front and side panels are single pane tempered glass. Front glass opens from closed to fully open to provide extra large viewing area to maximize product presentation while allowing full frontal access.

REAR DOORS

- Two (2) rear sliding glass doors for back access.
- Each door fitted with 12" (305 mm) long aluminum handle.
- Sliding doors ride on stainless steel V-channel with stainless steel bearings. Doors fit within plastic channel frame.

SHELVING

- Three (3) adjustable heavy duty PVC coated wire shelves standard.
- Each shelf supports a maximum weight of 150 lbs. (69 kg).

PAN CAPACITY

- Cabinet holds four (4) 18"L x 26"D (458 mm x 661 mm) display pans, two (2) 9"L x 26"D (229 mm x 661 mm) display pans and six (6) 12"L x 18"D (305 mm x 458 mm) display pans. Pans supplied by others.

LIGHTING

- LED interior lighting, two (2) clips underneath shelf to keep wires in place. Safety shielded.

MODEL FEATURES

- Front glass swings Up for easy cleaning access.
- Pull out condensing unit slides out for easy cleaning and maintenance.
- Electronic temperature control.
- NSF-2 compliant for open food product.

ELECTRICAL

- Unit completely pre-wired at factory and ready for final connection to a 115/60/1 phase, 15 amp dedicated outlet. Cord and plug set included.



115/60/1
NEMA-5-15R

OPTIONAL FEATURES/ACCESSORIES

Upcharge and lead times may apply.

- Black interior
- White exterior
- Stainless steel interior
- Stainless steel exterior
- Mirrored interior ends
- Black wire shelves
- Chrome plated wire shelves
- Stainless mezzanine shelves

TDM MODEL NUMBER NOMENCLATURE SYSTEM

True Display Merchandiser

Size: (36, 48, 59, 77)

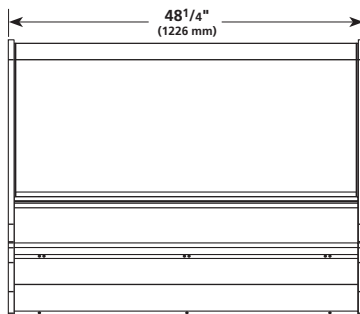
TDM - R - 77 - GE / GE - B - W

Type:
R - Refrigerator
DZ - Dual Zone
DC - Dry Case
CW - Chocolate/Wine

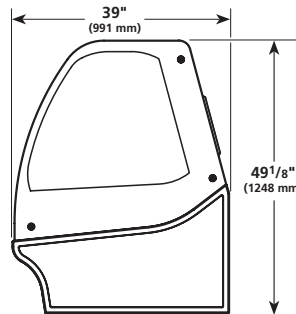
Side Type:
GE - Standard Glass
ME - Mirrored Glass

Color:
B - Black
W - White
S - Stainless Steel

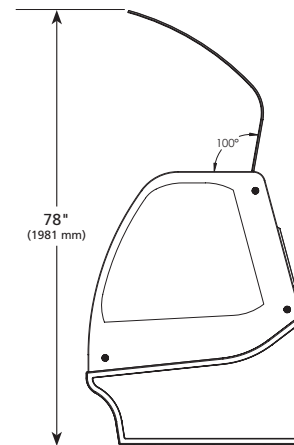
PLAN VIEW



FRONT VIEW



RIGHT VIEW



RIGHT VIEW (FRONT GLASS OPEN)

WARRANTY*

Three year warranty on all parts and labor. (U.S.A. only)

METRIC DIMENSIONS ROUNDED UP TO THE NEAREST WHOLE MILLIMETER
SPECIFICATIONS SUBJECT TO CHANGE WITHOUT NOTICE

	Elevation	Right	Plan	3D	Back

*RESIDENTIAL APPLICATIONS: True assumes no liability for parts or labor coverage for component failure, factory defect or any other damages for units installed in non-commercial foodservice or residential applications.

TRUE FOOD SERVICE EQUIPMENT

2001 East Terra Lane • O'Fallon, Missouri 63366-4434 • (636)240-2400 • Fax (636)272-2408 • Toll Free (800)325-6152 • Intl. Fax# (001)636-272-7546 • www.truefmfg.com